



THE SCIENTISTS OF LIGHTING



THE SCIENTISTS OF LIGHTING

Baja Designs was born in 1992 from a passion and thirst for off-road. Race proven, and designed in the USA, Baja Designs is dedicated to providing enthusiasts with the best possible lighting solutions. As the scientists of lighting, we manufacture our lights to be Brighter, Bolder, Better.



uService
REPLACEABLE LENSES AND OPTICS



MoistureBlock™
WATERPROOF, RAIN PROOF, SUBMERSIBLE
FOR BAJA DESIGNS BY DSMAT



ClearView™
ALL THE LIGHT, RIGHT WHERE YOU NEED IT



Daylight
LESS DRIVER FATIGUE. NATURAL COLOR

CopperDrive™
SAFELY DRIVING LEDs AT 100%

VEHICLE SPECIFIC KITS



We take the guess work out by pairing lights, wiring harnesses, and mounting brackets to ensure the perfect fit for your specific vehicle's year, make, and model.

TOYOTA

- Tacoma
- 4Runner
- Tundra
- Sequoia
- Rav4/FJ

CHEVROLET/ GMC

- 1500
- 2500
- 3500
- Colorado/Canyon
- Tahoe/Yukon

JEEP

- Wrangler JL
- Wrangler JK
- Gladiator JT

NISSAN

- Titan

MERCEDES

- Sprinter Van

FORD

- F-150/Raptor
- Super Duty
- Bronco
- Bronco Sport
- Ranger
- Mustang

RAM

- Ram 1500
- Ram 2500
- Ram 3500
- Rebel
- TRX

SUBARU

- WRX/STI
- Impreza
- Crosstrek
- BRZ



VEHICLE SPECIFIC UTV KITS



CAN-AM

- Maverick X3
- Commander
- Renegade

HONDA

- Talon

ARCTIC CAT

- Wildcat

POLARIS

- RZR/ProXP
- RZR Pro-R
- RS1
- Ranger

YAMAHA

- YXZ
- Viking



S1/S2 SERIES LIGHTS



Designed from the ground up, the S1 combines a specialized reflector and LED making it highly adaptable for applications that need light in a small package.



- Lumens: 2,320
- Wattage/Amps: 20w/1.42A
- Dim: 2.1" x 2.1" x 2.1"
- Weight: 6.4 oz

S1 Lens: Clear, Amber

Pattern: Wide Cornering, Work/Scene, Spot

S1 Available in White or Flush Mount

EACH: \$118.95

PAIR: \$225.95



S1 Technology Patent Number 11,273,751 B2

The S2 series offers a versatile and configurable light in a small housing which allows for flexibility in mounting options.



EACH: \$118.95

PAIR: \$225.95

**S2
SPORT**

- Lumens: 1,581
- Wattage/Amps: 12w/0.9A
- Dim: 2.93" x 1.76" x 1.68"
- Weight: 8 oz

Pattern: Driving/Combo, Wide Cornering, Work/Scene, Spot

S2 Lens: Clear, Amber, Blue, Red, Green

S2 Available in White and Flush Mount



EACH: \$174.95

PAIR: \$339.95

**S2
PRO**

- Lumens: 2,245
- Wattage/Amps: 24w/1.7A
- Dim: 2.93" x 1.76" x 1.68"
- Weight: 8 oz



SQUADRON SERIES LIGHTS



Highly universal and packing a punch in a small 3" housing, the Squadron is a perfect upgrade for high output lighting.



EACH: \$130.95
PAIR: \$249.95

SQUADRON[®] SPORT

- Lumens: 3,162
- Wattage/Amps: 30.36w/2.2A
- Dim: 3.07 x 2.77 x 3.07"
- Weight: 12 oz



EACH: \$214.95
PAIR: \$429.95

SQUADRON[®] PRO

- Lumens: 4,095
- Wattage/Amps: 41.4w/3A
- Dim: 3.07 x 2.77 x 3.07"
- Weight: 12 oz

* Next generation LEDs provide 64% greater distance over prior Squadron Pro models.



EACH: \$269.95
PAIR: \$529.95

SQUADRON[®] RACER

- Lumens: 2,800
- Wattage/Amps: 45.54w/3.3A
- Dim: 3.07 x 2.77 x 3.07"
- Weight: 12 oz

* Next generation racer LEDs provide 81% greater distance over prior Squadron Racer models.



EACH: \$349.95
PAIR: \$699.95

SQUADRON[®] SAE

- Lumens: 2,420
- Wattage/Amps: 22w/1.5A
- Dim: 3.07 x 2.77 x 3.07"
- Weight: 12 oz
- Meets SAE J583 requirements

* Next generation SAE offers 56% increase in performance over previous generations.

Squadron Series Lens: Clear, Amber.
Pattern: Driving/Combo, Wide Cornering, Work/Scene, Spot.
Squadron series available in white or flush mount or round bezels.



XL SERIES LIGHTS



The XL lineup utilizes a high-speed spot reflector for increased performance and versatility for most applications, ranging from the XL Sport to the XL Racer.



EACH: \$199.95
PAIR: \$389.95

XLTM
SPORT

- Lumens: 3,162
- Wattage/Amps: 30.36w/2.2A
- Dim: 4.43" x 3.65" x 4.43"
- Weight: 2.45 lbs



EACH: \$329.95
PAIR: \$659.95

XLTM
PRO

- Lumens: 4,095
- Wattage/Amps: 41.4w/3A
- Dim: 4.43" x 3.65" x 4.43"
- Weight: 2.45 lbs

* Next generation LEDs provide 65% greater distance over prior XL Pro models.



EACH: \$399.95
PAIR: \$789.95

XLTM
80

- Lumens: 9,022
- Wattage/Amps: 76w/5.5A
- Dim: 4.43" x 3.65" x 4.43"
- Weight: 2.45 lbs

* Next generation LEDs provide 18% greater distance over prior XL80 models.



EACH: \$399.95
PAIR: \$789.95

XLTM
Racer Edition

- Lumens: 2,800
- Wattage/Amps: 45.54w/3.3A
- Dim: 4.43" x 3.65" x 4.43"
- Weight: 2.45 lbs

* Next generation LEDs provide 85% greater distance over prior XL Racer Edition models.

XL Series Lens: Clear, Amber
Pattern: Driving/Combo, Wide Cornering, Work/Scene, Spot
XL Series also available in round bezels

LP SERIES LIGHTS



Born and inspired from our legendary 8" La Paz HID, the LP Series utilizes forward projecting LEDs and Integrated Peripheral Technology (IPT) to provide over 200° spread of usable light.

LP9

LP9 PRO

MSRP STARTING AT **\$599.95**

- Total Lumens: 12,547
- Wattage/Amps: 124w/9A
- Dim: 8.0" x 8.0" x 3.25"

* Next generation LEDs provide 34% greater distance over prior LP9 Pro models.

LP9 SPORT

MSRP STARTING AT **\$449.95**

- Total Lumens: 9,421
- Wattage/Amps: 88w/6.4A

LP9 RACER

* Designed for High Speed Applications

MSRP STARTING AT **\$649.95**

- Total Lumens: 8,374
- Wattage/Amps: 132w/9.6A

* Next generation LEDs provide 85% greater distance over prior LP9 Racer models.

- IPT™ Lumens: 2,302
- IPT™ Wattage/Amps: 21w/1.52A
- Weight: 6.5 lbs



LP6 PRO

MSRP **\$474.95**

- Total Lumens: 11,225
- Wattage/Amps: 104w/7.5A
- Dim: 6.5" x 6.5" x 3.25"
- Weight: 4.2 lbs

* Next generation LEDs provide 29% greater distance over prior LP6 Pro models.

- IPT™ Lumens: 1,972
- IPT™ Wattage/Amps: 15w/1.0A



LP4 PRO

MSRP **\$424.95**

- Total Lumens: 8,857
- Wattage/Amps: 76w/5.5A
- Dim: 5.1" x 5.1" x 3.2"
- Weight: 2.8 lbs

- IPT™ Lumens: 1,972
- IPT™ Wattage/Amps: 15w/1.0A

Features Include Backlight on Pro Models, Hi/Lo Function(LP6/LP9 Only)
LP Series Lens: Clear, Amber
Pattern: Driving/Combo, Spot

LED LIGHT BARS



Our OnX6 series is our most elite LED light bar utilizing high-speed spot reflectors for increased performance and versatility.



MSRP STARTING AT \$429.95

ONX6+

- Lumens: Starting at 10,817
- Wattage/Amps: 106w/7.7A
- Sizes: 10", 20", 30", 40", 50"

* Next generation LEDs provide 37% greater distance over prior OnX6+ models.

ARC SERIES & DUAL CONTROL AVAILABLE

ONX6+ DUAL CONTROL

- Lumens: Starting at 28,938 (Hi) 23,150 (Lo)
- Wattage/Amps: 278w/21.7A (Hi) 222w/17.1A (Lo)
- Sizes: 30", 40", 50"



- Lumens: Starting at 4,200
- Wattage/Amps: 63w/4.6A
- Sizes: 10", 20", 30", 40", 50"

* Next generation LEDs provide 85% greater distance over prior OnX6 Racer models.

The S8 offers a slim and sleek design utilizing eight LEDs per 10" section, and an amber backlight feature.



S8 Patent D780,964

MSRP STARTING AT \$329.00

- Lumens: Starting at 6,324
- Wattage/Amps: 58w/4.2A
- Sizes: 10", 20", 30", 40", 50"

S8 & OnX6 Lens: Clear, Amber
Pattern: Driving/Combo, Wide Driving, Spot, Work/Scene

LASER LIGHTS



Our laser series lights are at the pinnacle of distance lighting and are capable of throwing light 350% farther than our competitors in a tight 1.5° pattern.



MSRP: \$999.95

XL LASER

- Lumens: 2,000
- Wattage/Amps: 90w/6.5A
- Dim: 4.43" x 3.65" x 4.43"
- Weight: 2.45 lbs



EACH: \$299.95

PAIR: \$599.95

S1 LASER

- Lumens: 500
- Wattage/Amps: 14w/1A
- Dim: 2.1" x 2.1" x 2.1"
- Weight: 4 oz



ONX6 FULL LASER

MSRP STARTING AT \$1699.95

- Lumens: Starting at 3,000
- Wattage/Amps: 90w/6.5A
- Dim: 10" x 4.29" x 2.69"
- Weight: 4.25 lbs
- Sizes: 10", 20", 30", 40", 50"



ONX6 HYBRID

MSRP STARTING AT \$999.95

- Lumens: Starting at 3,750
- Wattage/Amps: 99w/7.2A
- Dim: 10" x 4.29" x 2.69"
- Weight: 4.25 lbs
- Sizes: 10", 20", 30", 40", 50"

Hybrid LED/Laser Technology Patent Number 10,641,472


SAFETY LIGHTS



When it comes to safety, the RTL is a perfect tail light if you're a racer or driving on the trails.

MSRP STARTING AT **\$474.95**

RTL Patent D802,187



- White Light: 18w
- Running Light w/Amber: 12w
- Brake Light w/ Amber: 30w
- Dim: 32.125" x 2.15" x 1.5"
- Weight 3.75 lbs



- Amber Turn Signal(ea): 5w
- Running Light: 1.1w
- Brake Light: 20w
- White Light: 18w
- Dim: 32.125" x 2.15" x 1.5"
- Weight 3.75 lbs

*Designed for streetable applications



- Blue, Green, or White Safety Marker: 19w
- Running Light w/ Flashing Amber/Solid Amber: 10w
- Brake Light w/ Flashing Amber/Solid Amber: 28w
- Dim: 32.125" x 2.15" x 1.5"
- Weight 3.75 lbs

- Running Light & License Plate Light: 2.75w
- Brake Light: 5.5w
- Cargo Light: 8.5w
- Dim: 6.687" x 1.562" x 2.5"
- Weight 1.1 lbs

NIGHTHAWK LED SIDE VIEW MIRROR SYSTEM



SQUADRON SPORT

MSRP **\$799.95 / SET**

- Lumens: 6,324 (pair)
- Wattage/Amps: 52w/4.0A
- Tube Mount Sizes (Dia): 1.75", 1.875", 2.0"



US Patent No. 10,953,788

Baja Designs has teamed up with Assault Industries to create the Nighthawk, a premium mirror system with an integrated Squadron Sport. There is no better UTV accessory that will help you go fast and stay safe.



SPECIALTY LIGHTS



**FULL ADJUSTMENT
TOTAL PERFORMANCE**



MSRP STARTING AT \$749.95

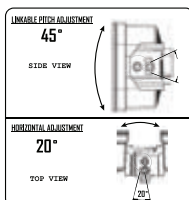
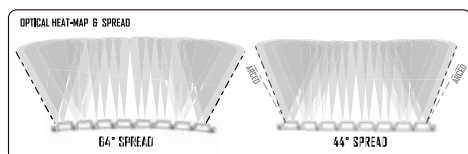


This kit allows for precise aiming of up to eight Baja Designs XL Sport lights. Lengths ranging from three to eight links combined for up to 25,000 lumens of night piercing power. Vehicle specific and customizable kits are available to provide the ultimate in precision lighting.

ADJUSTABILITY

Patent Pending

*See XL series for specifications



MSRP \$64.95

**ROCK
LIGHT**

- Lumens: 400
- Wattage/Amps: 4w/0.4A
- Dim: 2.7" x 1.2" x 0.45"
- Weight: 1.8 oz
- Colors: White, Amber, Blue, Green, Red



MSRP \$74.95

**DOME
LIGHT WITH SWITCH**

BUILT-IN ON/OFF SWITCH

- Lumens: 400
- Wattage/Amps: 4w/0.4A
- Dim: 2.7" x 1.2" x 0.45"
- Weight: 1.8 oz
- Colors: White, Amber, Blue, Green, Red

S1 HITCH LIGHT

HITCH HARNESS KIT: \$149.95
TOGGLE SWITCH KIT: \$169.95

The S1 hitch light kit is mounted in a Meso Customs hitch and is a powerful, versatile lighting solution that easily attaches to any standard 2-inch hitch receiver.

*See S1 series for specifications

*Hitch Harness Kit Shown



MOTORCYCLE KITS



Baja Designs motorcycle lighting kits are much brighter, tougher, and more effective than OEM components. From model specific solutions to universal applications, our lighting kits withstand punishment that would turn your bike's stock lighting to dust.

KTM • HUSQVARNA • HONDA • KAWASAKI YAMAHA • SUZUKI • BETA



- KTM '08-Current
- Husqvarna '15-Current
- Yamaha WR250F '15-Current
- Yamaha WR450F '12-Current
- Yamaha YZ250FX '16-Current
- Yamaha YZ450FX '16-Current



- KTM '08-Current
- Yamaha WR250F '15-Current
- Yamaha WR450F '12-Current
- Yamaha YZ250FX '16-Current
- Yamaha YZ450FX '16-Current



- KTM '08-Current
- Husqvarna '15-Current
- Yamaha WR250F '15-Current
- Yamaha WR450F '12-Current
- Yamaha YZ250FX '16-Current
- Yamaha YZ450FX '16-Current



- KTM '05-16
- Husqvarna '15-Current
- Honda CRF450X/L '19-Current
- Honda CRF/X '04-18
- Yamaha WR250F '15-Current
- Yamaha WR450F '12-Current
- Yamaha YZ250FX '16-Current
- Yamaha YZ450FX '16-Current
- Beta '20-Current



- KTM '05-16
- Husqvarna '15-Current
- Honda CRF450X '19-Current
- Honda CRF/X '04-18
- Yamaha WR250F '15-Current
- Yamaha WR450F '12-Current
- Yamaha YZ250FX '16-Current
- Yamaha YZ450FX '16-Current
- Beta '20-Current



UNIVERSAL MOTORCYCLE LIGHTS



We offer universal motorcycle lights for non-specific applications. Available in A/C or D/C with four colors to choose from. Our Squadron Pro or Squadron Sport models combined with the right harness for your bike will put light where you need it.



(SQUADRON SPORT)

**MSRP STARTING
AT \$214.95**

(SQUADRON PRO)

**MSRP STARTING
AT \$302.95**



SQUADRON ADVENTURE BIKE KITS



MSRP STARTING AT \$472.95

Adventure bike motorcycle LED light kits are designed for enthusiasts looking to extend their ride time and increase daytime awareness.



S1 MOTO KIT



MSRP STARTING AT \$323.95

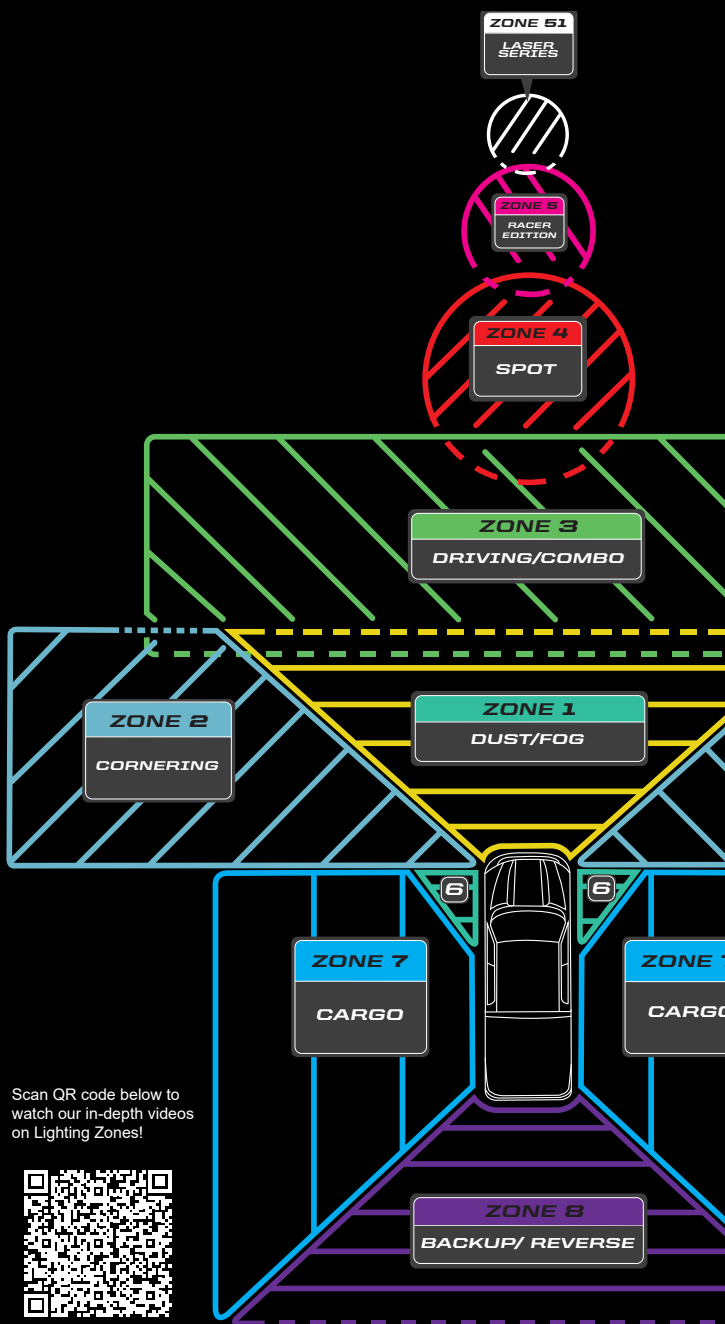
Perfect as the sole head-lights or an addition to the stock or another BD head-light kit. Brackets allow for mounting off of forks on most dirt bikes.



S1 Technology Patent Number 11,273,751 B2

VEHICLE LIGHTING ZONES

The needs of every off roader are different, so we have created the Lighting Zone System. This helps you mix and match the right products, with the right lenses, in the right places in order to achieve the absolute best results in each zone.





We believe it's not just about having the brightest lights but using the right lights in the right way. A high quality and strategic lighting package will make you safer and give you that competitive edge, but it is important to understand the proper placement, power and pattern.

Zone1 - Dust/Fog

Illuminates the area directly in front of the vehicle, for use during rainy, snowy, or dusty conditions.

Zone2 - Cornering

Provides cornering and peripheral light, which is necessary to drive comfortably at speed.

Zone3 - Driving Combo

Your primary driving light. It is the most important zone to start with when building a balanced lighting package.

Zone4 - Spot

The first level of long-distance lighting. Lights in this zone will give you the distance needed to travel at speeds and see safely down the road or trail.

Zone5 - Racer Spot

This zone is implemented when approaching triple digits speeds, or in instances when distance penetration becomes necessary.

Zone6 - Rock Light

This zone illuminates the wheel wells, undercarriage, or any other part of the vehicle that can benefit from great visibility while moving through tight spaces and jagged terrain.

Zone7 - Cargo

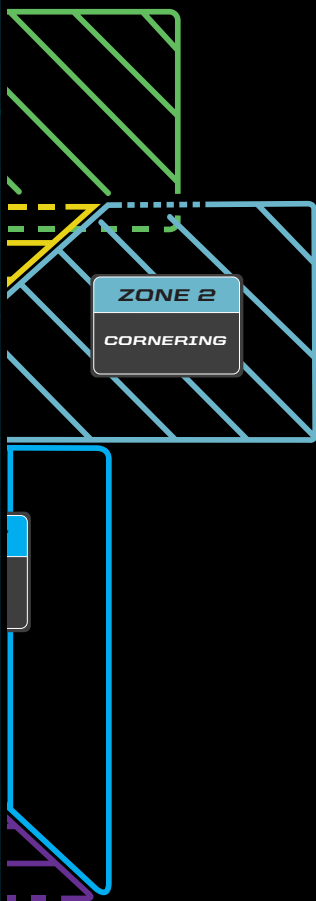
This zone is important for drivers that need quick access to tools and cargo, in and immediately around the vehicle.

Zone8 - Reverse

This zone is crucial to keeping the back side of your vehicle safe while reversing on the trail or leading a pack through the dust.

Zone51 - Laser

When you have optimized your entire package and still need that extra punch in the distance, this is the ultimate distance lighting available today.



LIGHT UP YOUR ADVENTURE



NOTES:

*PRICING / SPECIFICATIONS AS OF 3/1/23 AND IS SUBJECT TO CHANGE | PN: 010000 | REV. 3/23

THE SCIENTISTS OF LIGHTING



**Satisfaction
Guaranteed**
30 DAY MONEY BACK GUARANTEE



uService
REPLACEABLE LENSES AND OPTICS



Lifetime
COMPLETE PURCHASE PROTECTION



MoistureBlock
WATERPROOF, RAIN PROOF, SUBMERSIBLE
FOR YOUR BEST TEST-YET



ClearView
ALL THE LIGHT, RIGHT WHERE YOU NEED IT



Daylight
LESS DRIVER FATIGUE, NATURAL COLOR



CopperDrive
SAFELY DRIVING LEDS AT 100%



BAJA DESIGNS • 2950 NORMAN STRASSE RD.
SAN MARCOS, CA 92069 • PH: 800.422.5292
WWW.BAJADESIGNS.COM



@BAJADESIGNS / #BAJADESIGNS